
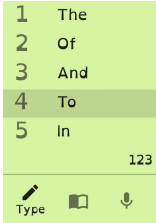











Chrome Extension


What it is....	How it works....
 Co:Writer is ON	Click the extension icon to turn Co:Writer on. The word prediction box appears when the cursor is in a place you can write.
 Word Prediction	Hover over the word to hear it spoken. Click on the word or type the number to select.
 Typing Numbers	Click the "123" for the number panel to appear. Then click  to return to the word prediction box.
 Speech Recognition	Click icon for Speech to Text TIP: Follow directions for next steps.
 Topic Dictionaries	Click icon to CREATE or SEARCH for a topic dictionary.
Translation Support	Activate language for writing support TIP: Turn this feature on in options
 Options	Click on extension icon and select OPTIONS for setting personal preferences.


Create a personal topic dictionary (i.e., from a vocabulary list), by having the student open the Doc, click on the Co:Writer icon  , then select Create Topic from this page

 Co:Writer

 Create topic from this page

 Create topic from selected text

 Options

 Sign out

This will work on some PDFs in Kami (Kami converts the picture of words back to words which allows for text-to-speech and selection of words).